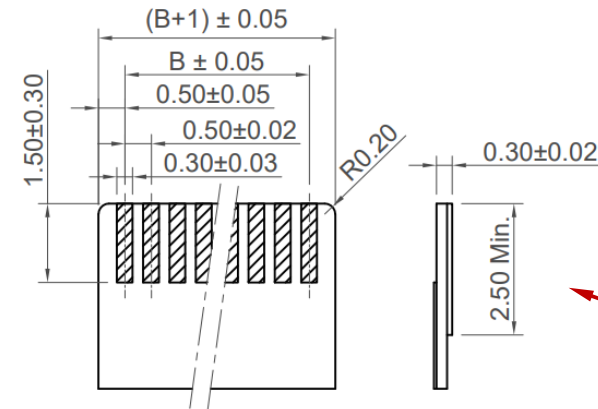
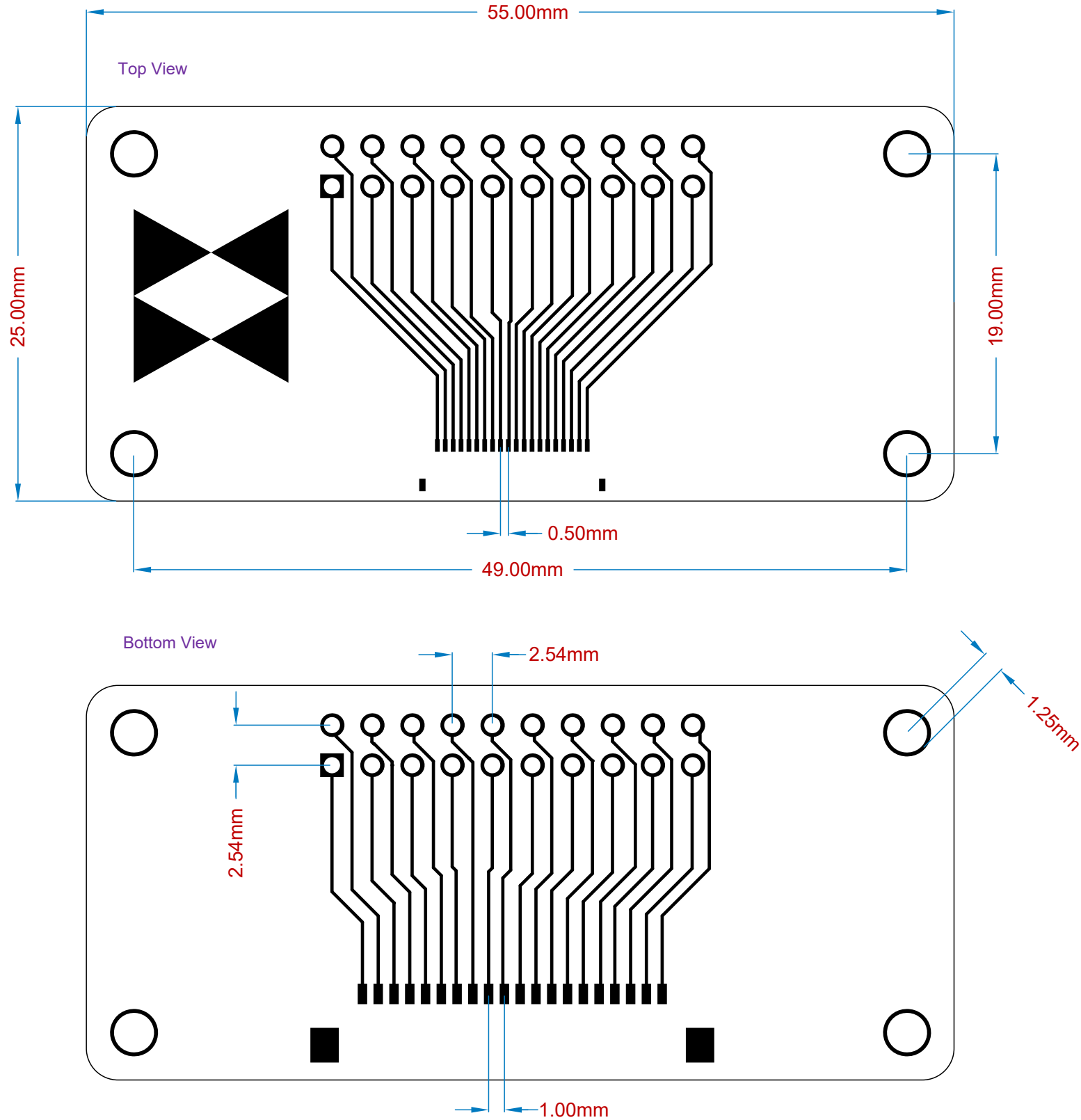


Unless required by applicable law or agreed to in writing, design  
distributed under the License is distributed on an "AS IS" BASIS,  
WITHOUT WARRANTIES OR CONDITIONS OF ANY KIND, either express or implied.  
See the License for the specific language governing permissions and  
limitations under the License.



Recommended FFC/FPC Dimensions

1	20	20	19	19	2
3	18	18	17	17	4
5	16	16	15	15	6
7	14	14	13	13	8
9	12	12	11	11	10
11	10	10	9	9	12
13	8	8	7	7	14
15	6	6	5	5	16
17	4	4	3	3	18
19	2	2	1	1	20


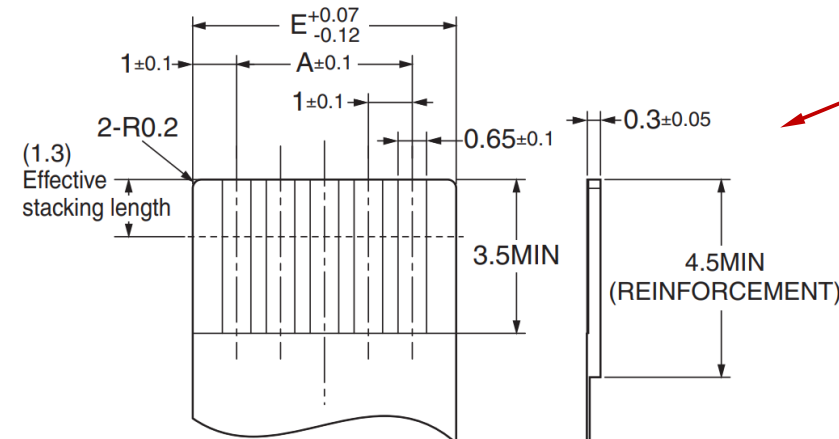


0.5mm Conn

Mounting Holes



Recommended FPC/FFC Dimensions



1mm Conn

Title	20 Pin Breakout board
P/N	20 Pin Breakout
Name	Breakout_20pin.PcbDoc
Engineer	jerry@intercreate.io
Layout	jerry@intercreate.io
Date	4/18/2024
Time	2:28 PM
Sheet	1 of 1